

Name: _____

Project Due Date: _____

First Draft

Title: _____

Author: _____

Genre: _____

The setting is when and where the story takes place.

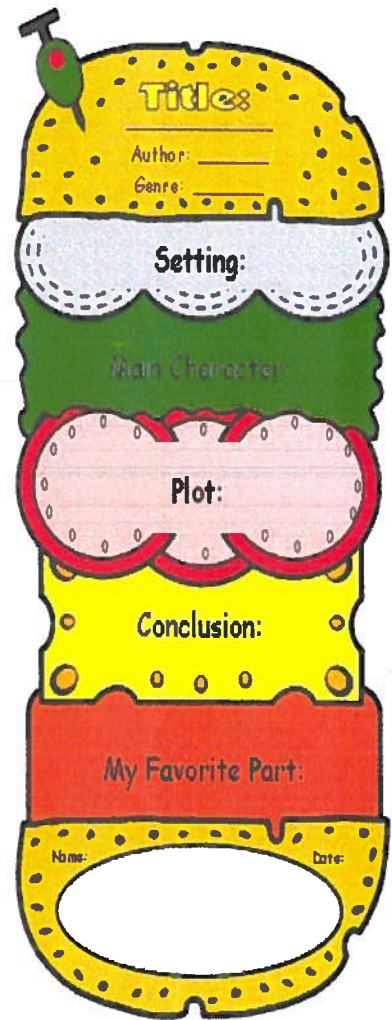
Setting: _____

The main character is who the story is about.

Main Character: _____

The plot is the main events or actions in the story.

Plot: _____



The conclusion is the ending of the story.

Conclusion: _____

Describe your favorite part of the book.

My Favorite Part: _____



Remember!



- Proofread your paper for content.
- Edit your paper for spelling and grammatical errors.
- Have one of your peers edit your paper.



Cut out the four cheeseburger templates along the black solid lines.

Color the cheeseburger bun light brown, the olive green, and the onion yellow, purple, or white.

Title: _____

Author: _____

Genre: _____

Setting: _____

©Lisa & Tasha Roberts

Main Character: _____

Plot: _____

Conclusion: _____


My Favorite Part: _____

Name: _____

Date: _____

Draw a picture in the
middle of the bus.

Color the roof
brown and the
bus light brown.



Guided Reading Book Project

Bookmark Book Report

Due: _____



Directions:

- Create a bookmark book report following the directions below and using the attached bookmark template. Make sure your project is neat and colorful!

How to create your bookmark:

- ❖ *On the front of the bookmark:*
 - ✓ **Title:** Write the title of the book in the designated area.
 - ✓ **Your Name**
 - ✓ **Author:** Write the author's name in the designated area.
 - ✓ **Genre:** Write the genre of the book that you read.
 - ✓ **Characters:** List the names of the 2 main characters in the story in the designated areas. Write a short description for each character and draw and color a picture of them.
 - ✓ **Setting:** Tell the main places/time period when the story takes place. Draw and color a picture of one of the settings.
- ❖ *On the back of the bookmark:*
 - ✓ **Summary:** Write a paragraph explaining what the book is about. Be sure to use complete sentences and proofread your work!
 - ✓ **If you like this book:** List at least four other books either by this author or books that you have read that are of the same genre. Be sure to list the authors of the books if different from your book's author.
 - ✓ **Rate the book:** Color in the number of stars that you would give your reading book. 1 star=not good.....5 stars=great!
Explain why you did or did not like this book.
- When you are finished filling in the information cut out the bookmark template and glue it onto construction paper. You may also want to add pictures and color your bookmark to make it creative and colorful!

Planning Page

Title: _____ Author: _____

Genre: _____

Character 1:

Name _____

Description: _____

Picture: _____

Character 2:

Name _____

Description: _____

Picture: _____

Setting: _____

Picture: _____

Summary: _____

Other books by this author or that I would recommend:

Book Rating: _____

Because: _____

Bookmark Template

Title:

Name: _____

Author

Genre:

Character 1:

Character 2:

Setting:

Summary: _____


If you like this book, you might also like:

How would you rate this book?



Because: _____

Title _____



Author _____

Characters



Setting



Beginning



Middle



End



Summer Reading Project

1-2 Rubric

1 point

2 points

Creativity	<ul style="list-style-type: none"> No original thought Lack of details 	<ul style="list-style-type: none"> Original thought Details
Neatness	<ul style="list-style-type: none"> Sloppy Illegible 	<ul style="list-style-type: none"> Well constructed readable
Correlation to the book	<ul style="list-style-type: none"> Not strongly related to the book 	<ul style="list-style-type: none"> Project is distinctly related to the book

Total Possible Score 6

Total Student Score _____

Project Choices - Choose ONE

1. Create an example of your favorite character (ie. puppets, sculptures, paper craft...etc.)
2. Write a summary of the book with an illustration of your favorite scene.
3. Construct a diorama of a main event from the book.

Grades 3-5 Summer Reading Project Rubric

	A Excellent	B Very Good	C Good	D Developing	Points Earned
Final Project	Very neat, assembled correctly, colored neatly, complete sentences, no spelling or grammatical errors. (4pts)	Neat, assembled with no more than 1 error, complete sentences, no more than 3 spelling or grammatical errors. (3pts)	Legible with no more than 2 assembly errors, no more than 5 spelling or grammatical errors. (2pts)	Messy with multiple assembly errors, more than 5 spelling or grammatical errors. (1pt)	<u>4</u>

Project Choices - Choose ONE

1. Build a Report Hamburger
2. Bookmark Book Report
3. Chart the Parts of a Story